



## Technical Data Sheet

<b>Article:</b>	5320
<b>Model:</b>	LightStar S3 Safety low shoe
<b>Type of binding:</b>	shoelace
<b>Shoe shape:</b>	A = Low cut
<b>Colour:</b>	black/red
<b>Other variants:</b>	5321 = LightStar S3 Safety lace-up boot
<b>Weight (approx.):</b>	555 g/piece (size 42)
<b>Size:</b>	36, 37, 38, 39, 40, 41, 42, 43, 44, 45, 46, 47, 48
<b>Shoe width:</b>	10 ½ = normal fit for slim up to normal men feet
<b>Packaging:</b>	10 pair / carton
<b>Subpackaging:</b>	1 pair / shoebox

Details of packaging are below mentioned (table).

### Protection class:

<b>S3</b>		
Steel, Composite- or AluminiumProtection	Energy absorption in the heel area	Minimum 60 minutes water repellent outer
Closed heel area	Oil- and fuel-resistant outsole	Pronounced outsole
Antistatic properties	Penetration-resistant midsole	

### Standards:

EN ISO 20344:2011 - Personal protective equipment - Test methods for footwear

EN ISO 20345:2011 - Basic requirements of safety shoes as personal protective equipment

**Slip resistance:** SRC = Slip resistance on ceramic tiled floors with SLS (sodium lauryl sulphate solution) and on steel floors with glycerin (SRC = SRA + SRB)



© BIG Arbeitsschutz GmbH

### Upper:

hydrophobic smooth leather (black), TPU toe protection, stitching (black), laces (black/grey)

### Lining:

breathable RUNNEX® AIRSTREAM functional lining (black)

### Heel lining:

RUNNEX® SOFTtouch

### Shaft edge:

Padded

### Tongue:

textile/leather, padded

### Sole:

Rubber outsole with a Phylon midsole, (black/red), oil and fuel resistant, heat resistant up to approx. 200°C, non-marking, TPU toe protection

### Further reinforcement:

Overcap



# RUNNEX® SICHERHEITSSCHUHE

So leicht geht Sicherheit.

**Attenuation:**

RUNNEX® Phylon midsole

**Toe cap:**

RUNNEX® Alu-Protection

**Penetration protection:**

metal-free

**Footbed:**

breathable, removable full-length inlay sole (synthetic with textile covering)

**Extras:**

light weight, penetration-resistant midsole (metal-free), padded bellows tongue, padded upper edge, dressing aid on the heel (flap), TPU toe protection

**Characteristic:**

The safety shoes of the LightStars series create a balance between reduced weight and a solid protective effect.

The S3 safety shoes protect against sharp and pointed objects, with either a steel insert or metal-free puncture resistance made of cutting-edge HT ceramic material. High-quality materials and a slip-resistant sole for strong and sturdy application in every situation.

**Applications:**

The safety shoes of the S3 class guarantee a maximum protection, a high level of comfort, great stability and protection against falls due to slippage. They can be used universally, e.g. in industry, for manual work, indoor and outdoor areas.

**Additional information to purpose, applications and risk assessment:**

These safety shoes satisfy the requirements of the quoted technical standards. Please note that the actual conditions of use cannot be simulated and that the decision on the shoes' suitability for their intended purpose therefore lies exclusively with the user. The manufacturer is not responsible for improper use. Hence, an assessment of the residual risk should be performed before use in order to determine whether these safety shoes are suitable for the intended purpose. Kindly note the printed pictograms and performance levels.

**Precautionary measures during use:****1. Checks that the wearer must undertake before use:**

Sufficient protection can only be provided by the shoes when they are undamaged and the soles have sufficient profile. For checking the antistatic properties, please see the antistatic shoe section.

**2. Fitting and how to put on and take off the shoe:**

The shoe can only provide optimal protection when the correct size for the wearer is selected and when it sits firmly on the foot, using the fastening system (laces, Velcro straps, etc.). In order to avoid damage to the shoe, the fastenings must be loosened when putting on or taking off the shoe.

**3. Application:**

The shoes have special properties which are designed to protect the wearer from injuries as the result of accidents. Safety shoes have a toe cap, the protective properties of which are tested against falling objects with a testing energy of at least 200 J and against compression with a pressure load of at least 15 kN. To ensure that the optimal protective effect is maintained while wearing the shoes, the instructions in this brochure must be observed.

**4. Limitations on use:**

Heat resistance (maximum, short-term contact temperature) of the various outsoles: Shoes with two-layer PU outsoles and PU/TPU outsoles: 130°C

Shoes with PU midsoles and rubber outsoles: 200°C

Shoes with nitrile outsoles: 250°C

Aggressive chemicals such as strong acids or alkalis can corrode the upper and sole materials. Where necessary, the suitability for use must be clarified on a case-by-case basis.

**EN ISO 20345:2011 - Basic requirements of safety shoes as personal protective equipment:**

This standard specifies basic requirements and (optional) additional requirements for general purpose safety footwear, eg.: by treating mechanical hazards, slip resistance, thermal hazards and ergonomic features.

**EN ISO 20344:2011 - Test procedure for shoes as personal protective equipment****Meaning of categories (performance levels):**

Categories	Conditions	Additionally	Article 5320
SB	Fulfils the basic requirements for safety shoes		
S1	as SB	closed heel area, antistatic, energy absorption in heel area, resistance to fuels	
S1P	as S1	puncture resistance	
S2	as S1	Water penetrability/absorption	
S3	as S2	puncture resistance, profiled outsole	X

**Additional requirements with corresponding symbols for labelling:**



# RUNNEX® SICHERHEITSSCHUHE

So leicht geht Sicherheit.

		Article 5320
P	Puncture resistance	X
C	Electrically conductive shoe	
A	Antistatic shoe	X
HI	Heat insulated	
CI	Cold insulated	
E	Energy absorption in heel area	X
WR	Water resistance	
M	Mid-foot protection	
AN	Ankle protection	
WRU	Water penetrability/absorption	
CR	Cut resistance	
FO	Resistance to fuels	X
HRO	Outsole performance	

## Slip resistance markings:

		Article 5320
SRA	Slip resistant on ceramic tiles with sodium laurel sulphate lubricants	
SRB	Slip resistant on steel floors with glycerol lubricants	
SRC	Both of the above conditions (SRA + SRB = SRC)	X

This shoe offers a certain anti-slip protection. However, the risk of slipping cannot be eliminated entirely. Additional caution must be exercised in extremely slippery environments.

## Antistatic shoes:

Antistatic shoes should be worn when it is necessary to avoid electrostatic electricity by discharging the electrical charge in order to prevent the risk of ignition, e.g. flammable substances or fumes ignited by sparks, and when the danger of electrical shock through an electrical device or live parts cannot be completely eliminated.

Please note, however, that antistatic shoes cannot provide adequate protection against electrical shock since they merely form resistance between the floor and the foot. If the risk of an electrical shock cannot be completely eliminated, further measures to avoid this risk must be implemented. Such measures and the subsequently indicated testing should be part of the routine accident protection programme in the workplace. Experience has shown that, for antistatic purposes, the conductive route through a product should have electrical resistance of less than 1,000 MΩ during its entire service lifetime. A value of 100 kΩ is defined as the lowest limit for the resistance of a new product in order to guarantee limited protection against hazardous shocks or ignition due to a fault in an electrical device while working up to 250 V.

It should be noted, however, that the shoe may not provide adequate protection under certain circumstances; the user of the shoe should therefore always take additional protective measures. The electrical resistance of this shoe may be altered substantially through bending, soiling or damp. This shoe cannot fulfil its intended function when worn under wet conditions. It is therefore necessary to ensure that the product is able to fulfil its intended function of discharging an electrical charge and can provide protection during its service life. The user is thus recommended to establish on-site testing of the electrical resistance and to implement this testing at regular and short intervals.

Shoes in Classification Group I may absorb moisture when worn for longer periods and could become conductive under damp and wet conditions. If the shoe is worn in conditions under which the sole material becomes contaminated, the user should check the electrical qualities of the shoes every time before entering a hazardous area. In areas in which antistatic shoes are worn, the floor resistance should be such that the protective function of the shoes is not cancelled out. No insulating components, except normal socks, should be worn between the insole of the shoe and the foot of the user. If a liner is inserted between the insole of the shoe and the foot of the user, the electrical properties of the combination of the shoe plus the liner should be checked.

## Insoles:

Safety shoes which are manufactured and delivered with insoles are tested in this condition and comply with the requirements of the respective norm. If the insoles are exchanged, the shoe retains its protective properties only if the insole is replaced with one that is comparable and structurally identical to the one supplied by the shoe manufacturer. Safety shoes that are orthopaedically altered may only be altered with orthopaedic inserts and supportive materials approved by the manufacturer. The manufacturer's instructions for orthopaedic alterations must be observed.

Attention: Inserting insoles that are not structurally identical to those supplied may result in the safety shoe no longer fulfilling the respective norm requirements. The protective properties may be impaired.

## Markings on the safety shoes:

The shoes may be marked in various ways (stamping on the upper or stitched on textile tag), containing for example the following information: Trademark, size, identification number and release year of the norm/provided protection class, model no., factory symbol with production date (month/year), test body and serial number, CE symbol, name and full address of manufacturer





# RUNNEX® SICHERHEITSSCHUHE

*So leicht geht Sicherheit.*

RUNNEX®  
42 EUR 8 UK  
EN ISO 20345:2011 S3  
5320

Brand name  
Size (example)  
Number and release year of the norm/provided protection class  
Article number

  
0075 ON2151396  


Production date month/year: 00/0000  
Test body and serial number (example)  
CE symbol

## Details of packaging unit:


Size	kg gross	kg net	Length in cm	Width in cm	Height in cm
36	12	10,5	65	45	37
37	12,5	11	65	45	37
38	13	11,5	65	45	37
39	13,5	12	65	45	37
40	14	12,5	65	45	37
41	14,5	13	65	45	37
42	15	13,5	65	45	37
43	15,5	14	65	45	37
44	16	14,5	65	45	37
45	16,5	15	65	45	37
46	17	15,5	65	45	37
47	17,5	16	65	45	37
48	18	16,5	65	45	37

The above values are approximate and subject to slight variations.

## Hazardous ingredients - REACH (Registration, Evaluation, Authorization and Restriction of Chemicals):

The product is manufactured in compliance with Annex XVII of the European REACH regulation 1907/2006 and contains no hazardous substances in concentrations requiring declaration.

## Declaration of Conformity

 These shoes are classified as personal protective equipment (PPE). The CE mark confirms that the product satisfies the applicable requirements of Regulation (EU) 2016/425.

## Cleaning, care and disinfecting:

The leathers used by us are a natural product with a variety of characteristics. This means, for example, that it is flexible, shape-retaining, breathable and has a high propensity for the absorption and release of moisture (this also applies to all microfibre materials). The maintenance of these features is highly dependent on the proper care of the shoe.

Clean your shoes regularly and use high-quality cleaning agents. Never use caustic or corrosive cleaning agents. Normal, high-quality shoe polish is suitable for the care of our shoes.

For shoes regularly worn in wet conditions, we recommend the use of an impregnation spray containing fluorine minerals. Wet shoes should be allowed to dry out slowly in a well-ventilated area. The shoes should never be dried out quickly over a heat source, since this can make the leather hard and brittle. A tried-and-tested method is stuffing the shoes with paper and using shoe trees. If possible, two pairs of shoes should be worn alternately to allow them sufficient time to dry out.

The following points should be noted for the care of nubuck and suede leathers:

Remove heavy soiling with a brush. A damp cloth is suitable for removing loose dirt. We recommend use of a high-quality impregnation spray for these shoes. It is also possible to use shoe polish but the nubuck/suede will then lose its velvety surface.



# RUNNEX® SICHERHEITSSCHUHE

*So leicht geht Sicherheit.*

## Storage and aging:

The shoes should be stored in a dry condition, in the box and under medium humidity. Never store the shoes under heavy objects or in contact with sharp objects.

The length of the service life of the shoes cannot be predicted with certainty due to the numerous factors that can have an effect on durability (damp, temperature, etc.). Generally, a maximum service life of 2 years may be assumed for shoes made of leather/microfibre and with a PU, TPU or rubber sole, if the shoes are worn under normal environmental conditions and for appropriate use. These specifications apply for new, packaged shoes that are stored under controlled conditions, i.e. without excessive fluctuations in temperature and relative humidity. The maximum service life depends to a great extent on the conditions of use and the individual care of the shoes. Under normal use, the shoes should be replaced after one year at the latest. Please note Point 1 (checks that the wearer must undertake before use).

## Disposal:

The used safety shoes may be contaminated with environmentally harmful or hazardous substances. Dispose of the shoes in accordance with applicable local laws.

## Health risks:

There have been no reported incidents of allergies provoked by use of the shoes for their intended purpose. You should nonetheless consult a doctor or dermatologist if you experience an allergic reaction.

## Warnings:

Damaged shoes no longer provide optimal protection and should therefore be replaced as soon as possible. Never knowingly wear damaged shoes. If you are in doubt as to the severity of the damage, please ask your retailer before wearing the shoes. The shoes should not be worn without socks. Later alterations of the shoes by a third party is not permitted. Alterations to the shoes may render the type approval invalid. We will prosecute cases of violations (also with regard to any possible attempts at damage to our image).

## The notified body responsible for the EU Type Examination:

CTC  
Parc Scientifique Tony Garnier  
4 rue Hermann Frenkel  
69367 Lyon Cedex 07  
France  
Notified Body No.: 0075

**For the full Declaration of Conformity and manufacturer's information, please visit:**

[www.big-arbeitsschutz.de](http://www.big-arbeitsschutz.de)



issued on 29.05.2019